

VISIONLEAD

APPLICATIONS

High-Speed Trains | Light Rail Vehicles | Locomotives | Metros | Monorails |
People Movers | Regional and Commuter Trains | Special Vehicles



KNORR-BREMSE

A clear view under all weather conditions



Windscreen Wiper and Wash Systems

“Safety” provided by the windscreen wiper and wash system gets a totally new meaning when it comes to LRVs or streetcars being operated in the same traffic area together with cars, pedestrians and cyclists. This level of safety can only be achieved if the windscreen wiper and wash system is appropriately designed to provide the highest levels of system availability and reliability. Furthermore, high mechanical requirements resulting from the main system parameters (e.g. windscreen size and shape, wiping angle, as well as length of wiper arm and blade) are becoming more and more challenging. Traditional electric wiper systems, originally designed for the automotive industry, are no longer an appropriate, professional answer to those high mechanical loads. Therefore we offer a broad portfolio of fully railway-compliant electric and electro-pneumatic wiper systems which are typically maintenance-free over about a decade (core system). Furthermore our wiper systems are ready for condition based maintenance to reduce service intervals, stock inventory and increase availability of the corresponding vehicles.

All in one location

At its site in Mödling, Austria, Knorr-Bremse has built up decades of experience and know-how in windscreen wiper and wash systems.

The results are thousands of successful installations from Metro to very high-speed applications, which are in operation all over the world.

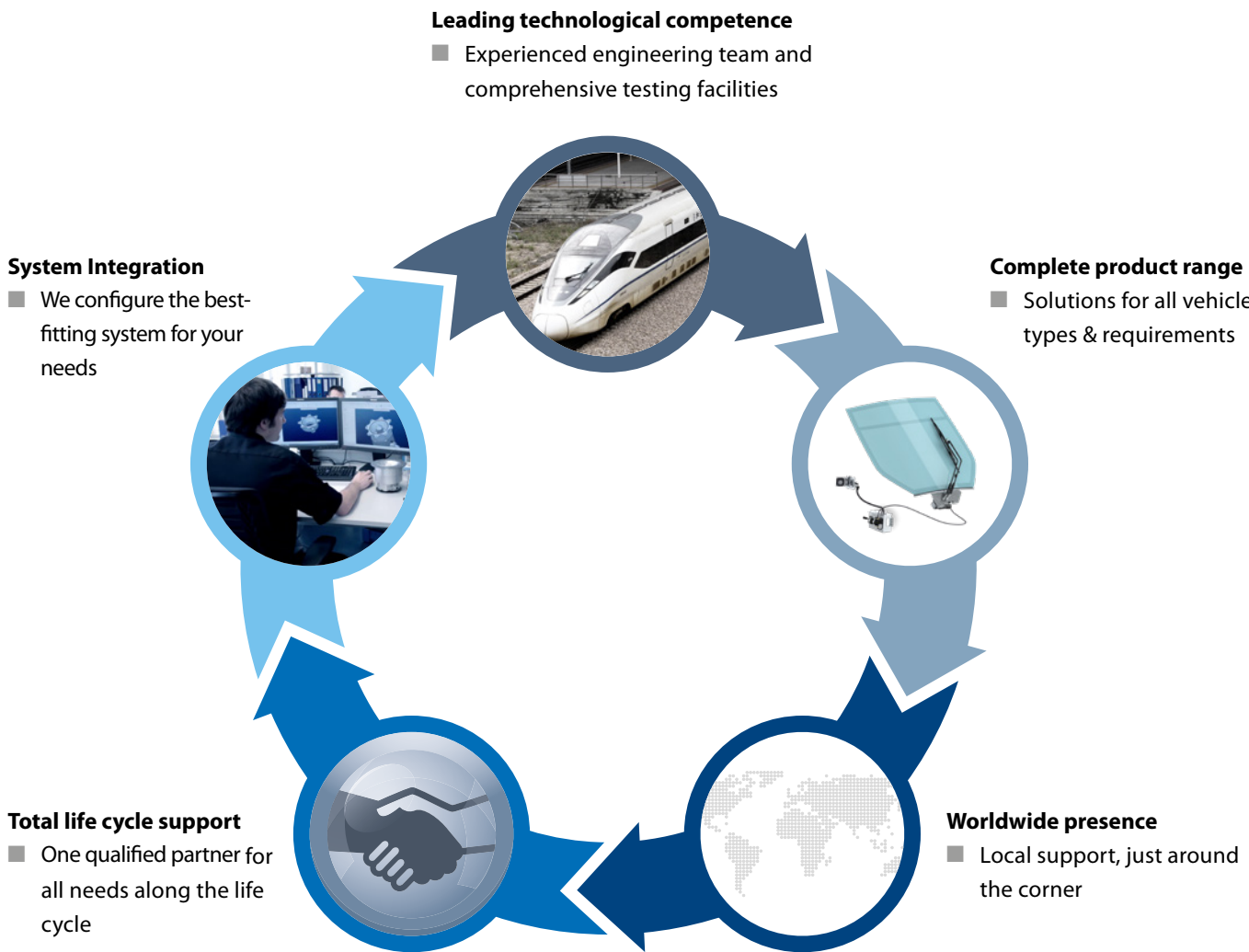
They represent the unique capabilities of Knorr-Bremse from OE system layout definition to modernization of existing systems.

Customer benefits

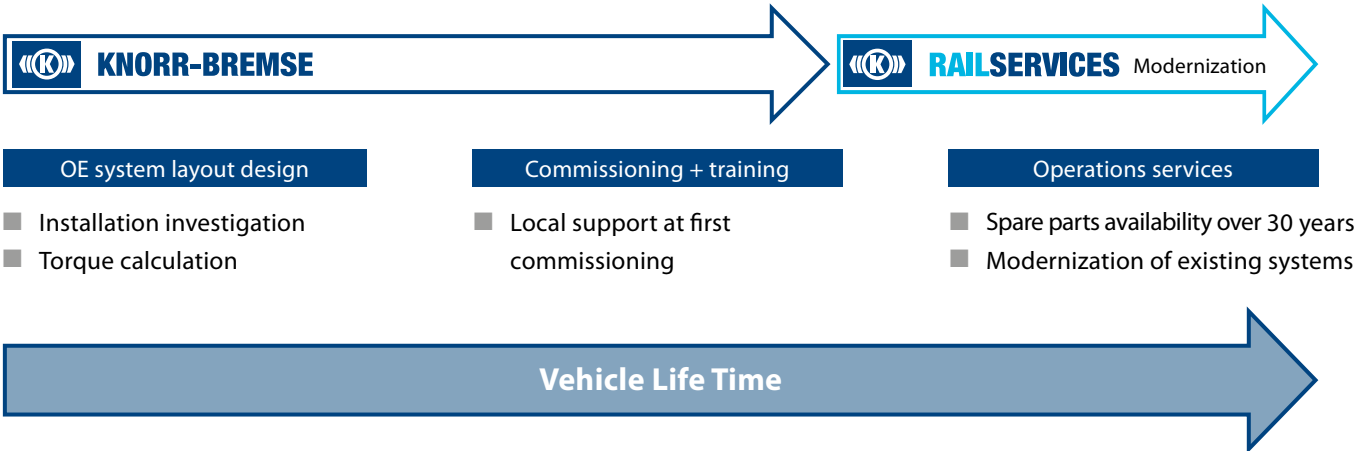
- Tailor-made system solutions for each and every project
- Comprehensive system integration expertise covering OE design, modernization and retrofit needs
- Optimized total cost of ownership, ready for condition based maintenance
- Full compliance with railway standards
- Global KB network for localization, after sales service, etc.
- Extensive range of optional features, e.g. rain sensors

VISIONLEAD

RAIL
VEHICLE
SYSTEMS



Knorr-Bremse provides support and services over the entire life time of vehicles




VISIONLEAD

RAIL
VEHICLE
SYSTEMS


VISIONLEAD

RAIL
VEHICLE
SYSTEMS

Wiper Drives





VisionLead Accessories





Knorr-Bremse – No.1 Wiper for Rail Best value – Safe – Global



Knorr-Bremse GmbH

Beethovengasse 43-45
2340 Mödling
Austria
Phone: +43 2236 409-0
rail.knorr-bremse.com/de/at

Knorr-Bremse Systeme für Schienenfahrzeuge GmbH

Moosacher Straße 80
80809 Munich
Germany
Phone: +49 89 3547-0
rail.knorr-bremse.com



-  **KNORR-BREMSE**
-  **NEW YORK AIR BRAKE**
-  **IFE**
-  **MERAK**
-  **MICROELETTRICA**
-  **SELECTRON**
-  **EVAC**
-  **ZELISKO**
-  **RAILSERVICES**